




LET'S EXPLORE!

50 Things to do in the Children's Forest

Explore, discover and enjoy
the many wonders of the Forest.

- 1. Make a stick sculpture
- 2. Say 'hello' to the Boy of the Bush
- 3. Smell a flower
- 4. Hop along the kangaroo track in Stage 10 
- 5. Be on the lookout for lizards and skins 
- 6. Hug a tree 
- 7. Write a letter on a leaf 
- 8. Match leaves to the metal leaf wall in Stage 6
- 9. Draw something you can see
- 10. Make up a new game
- 11. Look for fairy and elf houses
- 12. Take a **BIG** deep breath
- 13. Look for shapes in the sky or faces in the trees
- 14. Find a star on one of the forest tiles
- 15. Start a nature journal about the things you see
- 16. Create patterns in damp sand
- 17. Draw around a shadow on the ground
- 18. Go in search of native bees
- 19. Start a treasure hunt
- 20. Play hide and seek
- 21. Find the dry riverbed
- 22. Go bug hunting 

LET'S EXPLORE!

- 23. Start a collection... of leaves, sticks or nuts
- 24. Discover the tunnels in Stage 9
- 25. Wear a leaf on your hat
- 26. Take a selfie with our black cockatoo
- 27. Listen to the birds 
- 28. Create a nature collage
- 29. Bounce along the tyre run in Stage 5
- 30. Look for a bird with a backpack
- 31. Tell a tale at the story spot in Stage 1
- 32. Make texture rubbings with crayons
- 33. Catch raindrops on your tongue 
- 34. Identify the flowers in the animal silhouettes in Stage 12
- 35. Find the peeking possum
- 36. Find a decorated tree
- 37. Dance and sing
- 38. Feel the bark of a tree
- 39. Balance along the stepping stones in Stage 13
- 40. Play leapfrog 
- 41. Make a sound using things found in the forest
- 42. Count all the giant ants
- 43. Find a leaf to try printing at home
- 44. Listen to the birds
- 45. Pull weeds
- 46. Go searching for all the honey possums
- 47. Wander through the hardenbergia tunnels in Stage 4
- 48. Track down the golden echidna 
- 49. Write your name out of sticks and leaves
- 50. Take photos of what you see